

Marac data – Key findings

April 2022 - March 2023

About the data

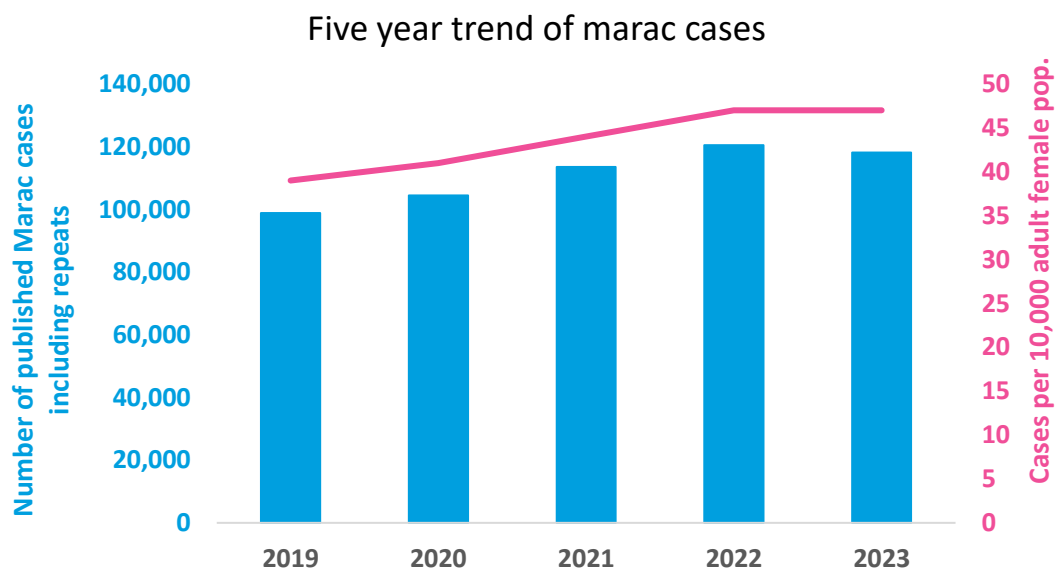
A Multi-Agency Risk Assessment Conference (Marac) is a meeting where information is shared on the highest risk domestic abuse cases between representatives of local police, health, child protection, adult social care, housing practitioners, Independent Domestic Violence Advisors (Idvas - Idaas in Scotland), probation and other specialists from the statutory and voluntary sectors. Data is collected from all Maracs in England, Wales and Northern Ireland, and most Maracs in Scotland. It is collected at meeting level which means we have information about the cohort of cases discussed at each meeting but not data on individual cases. The data presented here represents cases heard at 286 Maracs between 1st April 2022 and 31st March 2023. An annual summary of Marac data by Police Force Area in England and Wales is available on our [website](#).

The 12-month figures below are based on the published data at the time. Sometimes Maracs fail to send us their data for a quarter, in which case we use their last quarter's data as a proxy. If a Marac does not send us data for two quarters in a row, then they are removed from the dataset. Occasionally, Maracs make corrections to the data after it is published; these corrections are not represented in this dataset.

One of the ways in which we publish the data is as an annual number of cases per 10,000 adult (16+) women. We produce this figure by dividing the number of cases (including repeats) by the adult women population covered by the Marac, as based on the 2011 census, and multiplying that figure by 10,000. There are sometimes differences in which Maracs are included in the dataset each year, for instance a Marac may not be able to send us their data one quarter. Therefore, when looking at trends in cases, it is more accurate to use the 'Cases per 10,000' figure, instead of the number of cases, as it takes into account Maracs not included by removing their population figures from the calculation.

Please note that 'number of cases' includes repeats, therefore **cases do not represent the total number of individuals** as a person may be referred into Marac more than once and would be counted as more than one case.

What trends are we seeing in Maracs across the UK?



The average number of cases is significantly above our expected rate:

In the 12 months to March 2023, 286 Maracs discussed 118,140 cases (includes repeats), **which is a 2% decrease from the same time period the previous year and a 27% increase compared to the same time period five years ago (2018)**¹. The total number of cases discussed per 10,000 adult women is 47, which is the same as a year ago and up from 37 five years ago (27% increase). This is above the rate of cases SafeLives expect to see (40 cases per 10,000) based on our estimate of the prevalence of high-risk domestic abuse. However, this figure is an average, with some Maracs seeing much lower and some much higher rates.

The rate of repeat cases has remained consistent from this time last year:

Domestic abuse is a pattern of behaviour, and as such cases are often referred to Marac more than once. For an established Marac the expected percentage of repeat cases would be in the range of 28-40%. The UK-wide repeat rate is currently 33%, the same as this time last year (33%).

The rate of police referrals is similar to this time last year:

In the 12 months to March 2023, 66.0% of Marac referrals were made by the police, which is similar to last year (67.1%). Expected figures are between 60-75%. A full breakdown of the changes in the last 12 months for all referral agencies can be found below in Table 3.

There is a slight increase in the percentage of victims recorded as having a disability:








The proportion of cases involving victims with a disability in the 12 months to March 2023 was 9.1%, compared to 8.5% in 2022. However, this remains lower than the estimated population of 21%, based on the Family Resources Survey 2020-2021, which identifies that around 1 in 5 of the working age population (16-64 years) is disabled. More information about the need to improve the response to disabled survivors of abuse can be found in our ‘Spotlight’ on disabled victims in 2016² or through [Stay Safe East](#) and [SignHealth](#).

The percentage of cases where the victim is Black, Asian or racially minoritised has increased:

The proportion of cases where the victim is Black, Asian or racially minoritised in the 12 months to March 2023 was 16.0%, compared to 15.3% in 2022. This remains lower than the national population rate of 17.9%.

Table 1: Changes in the last 12 months: volume of cases

Table 1 below shows changes in key indicators in the last 12 months, comparing the time periods April 2022 to March 2023 and April 2021 to March 2022. All percentage changes are displayed as a change in percentage points (pp).

	Number of Maracs	No. of Cases	No. of Repeats	No. of Children	Cases per 10,000	% Repeats	% Police Referrals
April 22 to March 23	286	118,140	38,966	149,012	47	33%	66%
Change in last 12 months							
	-4	-2,355	-728	-2,195	0	0 pp	-1.1 pp
Recommendation	-	-	-	-	40	28-40%	60-75%

¹ Since 2018, the number of Maracs in Scotland submitting data has increased by more than 25% and we now have data for most of Scotland.

² <https://safelives.org.uk/knowledge-hub/spotlights/spotlight-2-disabled-people-and-domestic-abuse>

Table 2: Changes in the last 12 months: 'hidden' victims or those with unmet need

Table 2 below shows changes in key indicators in the last 12 months, comparing the time periods April 2022 to March 2023 and April 2021 to March 2022. All percentage changes are displayed as a change in percentage points (pp).





















	% Black, Asian and racially minoritised people	% LGBT+	% Disability	% Males	Victims aged 16-17	% Victims aged 16-17	Number harming others aged 17 or below
April 22 to March 23	16.0%	1.5%	9.1%	6.3%	1,586	1.3%	1,183
Change in last 12 months							
	+0.7 pp	+0.1 pp	+0.6 pp	+0.2 pp	+85	+0.1 pp	+30
Recommendation	18.3%	2.5%-5.8%	19%	5-10%	-	-	-

Table 3: Changes in the last 12 months: referral agencies

Referral agency	April 2021 to March 2022	April 2022 to March 2023	Change in last 12 months	Direction of change
Police	67.1%	66.0%	-1.1pp	
Idva/Idaa	11.8%	12.0%	+0.2pp	
Children's Social Care	3.0%	2.7%	-0.3pp	
Primary Care	1.8%	1.9%	+0.1pp	
Secondary Care/ Acute trust	2.3%	2.4%	+0.1pp	
Education	0.1%	0.1%	0.0pp	
Housing	1.8%	1.8%	0.0pp	
Mental Health	1.3%	1.4%	+0.1pp	
Probation	1.7%	2.0%	+0.3pp	
Voluntary Sector	2.9%	3.0%	+0.1pp	
Substance abuse	0.5%	0.6%	+0.1pp	
Adult Social Care	0.8%	0.9%	+0.1pp	
Mash	0.5%	0.6%	+0.1pp	
Other	4.3%	4.6%	+0.3pp	