

Marac data – Key findings

October 2022 - September 2023

About the data

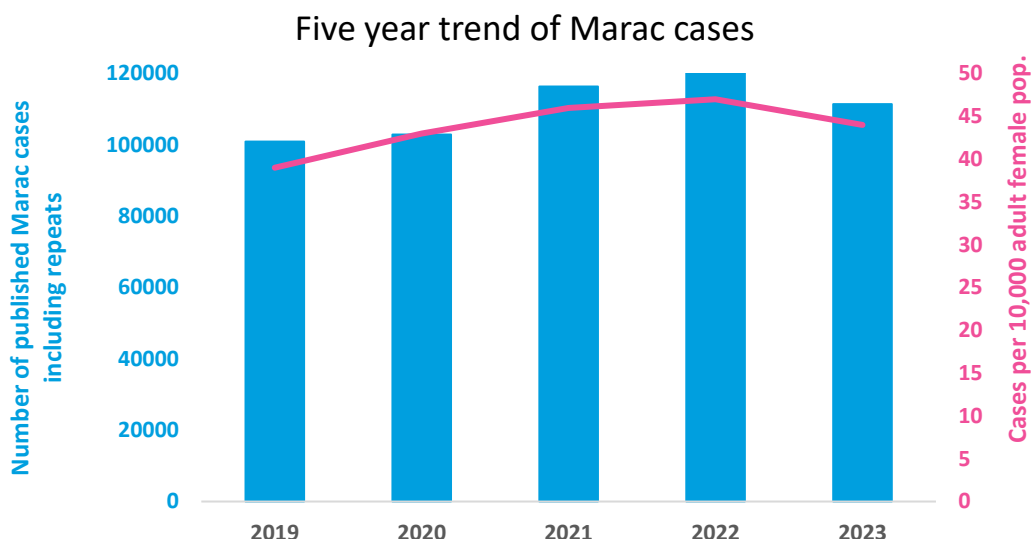
A Multi-Agency Risk Assessment Conference (Marac) is a meeting where information is shared on the highest risk domestic abuse cases between representatives of local police, health, child protection, adult social care, housing practitioners, Independent Domestic Violence Advisors (Idvas - Idaas in Scotland), probation and other specialists from the statutory and voluntary sectors. Data is collected from all Maracs in England, Wales, Northern Ireland, and Scotland. It is collected at meeting level which means we have information about the cohort of cases discussed at each meeting but not data on individual cases. The data presented here represents cases heard at 275 Maracs between 1st October 2022 and 30th September 2023. An annual summary of Marac data by Police Force Area in England and Wales is available on our [website](#).

The 12-month figures below are based on the published data at the time. Sometimes Maracs fail to send us their data for a quarter, in which case we use their last quarter's data as a proxy. If a Marac does not send us data for two quarters in a row, then they are removed from the dataset. Occasionally, Maracs make corrections to the data after it is published; these corrections are not represented in this dataset.

One of the ways in which we publish the data is as an annual number of cases per 10,000 adult (16+) women. We produce this figure by dividing the number of cases (including repeats) by the adult women population covered by the Marac, as based on the 2021 census in England and Wales Maracs, and multiplying that figure by 10,000. This is a change to previous quarters where the population data was drawn from the 2011 census. There are sometimes differences in which Maracs are included in the dataset each year, for instance a Marac may not be able to send us their data one quarter. Therefore, when looking at trends in cases, it is sometimes more accurate to use the 'cases per 10,000' figure, instead of the number of cases, as it takes into account Maracs not included by removing their population figures from the calculation. When looking at trends in the 'cases per 10,000' figure over time, population changes between the 2011 census and the 2021 census in England and Wales need to be considered. Some areas covered by Maracs have seen big increases in population since the 2011 census, while others have seen a decrease or little overall change in population size. As a result, some Maracs have seen changes to their 'cases per 10,000' figure this quarter that result from population change rather than a change in the number of cases discussed at that Marac.

Please note that 'number of cases' includes repeats, therefore **cases do not represent the total number of individuals** as a person may be referred into Marac more than once and would be counted as more than one case.

What trends are we seeing in Maracs across the UK?



The average number of cases is greatly above our expected rate:

In the 12 months to September 2023, 275 Maracs discussed 111,478 cases (includes repeats), **which is a 8% decrease from the same time period the previous year and a 16% increase compared to the same time period five years ago (2019)**¹. The total number of cases discussed per 10,000 adult women is 44, down from 47 a year ago and up from 39 five years ago (13% increase). This figure has decreased in part due to the change in calculation to using census 2021 data for Maracs in England and Wales (46 using census 2011 data as last quarter). This is above the rate of cases SafeLives expect to see (40 cases per 10,000) based on our estimate of the prevalence of high-risk domestic abuse. However, this figure is an average, with some Maracs seeing much lower and some much higher rates.

The rate of repeat cases is slightly lower than this time last year:

Domestic abuse is a pattern of behaviour, and as such cases are often referred to Marac more than once. For an established Marac the expected percentage of repeat cases would be in the range of 28-40%. The UK-wide repeat rate is currently 32%, down from 33% this time last year.

The rate of police referrals is lower than this time last year:

In the 12 months to September 2023, 63% of Marac referrals were made by the police, which is a decrease from last year (67%). Expected figures are between 60-75%. A full breakdown of the changes in the last 12 months for all referral agencies can be found below in Table 3.

There is a slight increase in the percentage of victims recorded as having a disability:

The proportion of cases involving victims with a disability in the 12 months to September 2023 was 9.9%, compared to 8.5% in 2022. However, this remains lower than the estimated population of 23%, based on the Family Resources Survey 2021-2022, which identifies that around 1 in 4 of the working age population (16-64 years) is disabled. More information about the need to improve the response to disabled survivors of abuse can be found in our 'Spotlight' on disabled victims in 2016² or through Stay Safe East and SignHealth.

The percentage of cases where the victim is Black, Asian or racially minoritised has increased:

The proportion of cases where the victim is Black, Asian or racially minoritised in the 12 months to September 2023 was 16.0%, compared to 15.4% in 2022. This remains lower than the national population rate of 22.7%.

Table 1: Changes in the last 12 months: volume of cases

¹ Since 2019, the number of Maracs in Scotland submitting data has increased by more than 50% and we now have data for all of Scotland.

² <https://safelives.org.uk/knowledge-hub/spotlights/spotlight-2-disabled-people-and-domestic-abuse>

Table 1 below shows changes in key indicators in the last 12 months, comparing the time periods October 2022 to September 2023 and October 2021 to September 2022. All percentage changes are displayed as a change in percentage points (pp). The cases per 10,000 figure has reduced in part due to the change to using census 2021 data for Maracs in England and Wales in the calculation.








	Number of Maracs	No. of Cases	No. of Repeats	No. of Children	Cases per 10,000	% Repeats	% Police Referrals
October 22 to September 23	275	111,478	35,609	141,356	44	32%	63%
Change in last 12 months							
	-18	-9,478	-4,161	-11,841	-3	-1 pp	-4 pp
Recommendation	-	-	-	-	40	28-40%	60-75%

Table 2: Changes in the last 12 months: 'hidden' victims or those with unmet need

Table 2 below shows changes in key indicators in the last 12 months, comparing the time periods October 2022 to September 2023 and October 2021 to September 2022. All percentage changes are displayed as a change in percentage points (pp).





















	% Black, Asian and racially minoritised people	% LGBT+	% Disability	% Males	Victims aged 16-17	% Victims aged 16-17	Number harming others aged 17 or below
October 22 to September 23	16.0%	1.6%	9.9%	6.5%	1,483	1.3%	1,102
Change in last 12 months							
	+0.6 pp	+0.2 pp	+1.5 pp	+0.5 pp	-114	0 pp	-163
Recommendation	16.9%	2.5%-5.8%	19%	5-10%	-	-	-

Table 3: Changes in the last 12 months: referral agencies

Referral agency	October 2021 to September 2022	October 2022 to September 2023	Change in last 12 months	Direction of change
Police	67.2%	63.3%	+0.1pp	
Idva/Idaa	11.9%	12.8%	+0.9pp	
Children's Social Care	2.8%	2.8%	0.0pp	

Primary Care	1.8%	2.3%	+0.5pp	
Secondary Care/ Acute trust	2.3%	2.6%	+0.3pp	
Education	0.1%	0.2%	+0.1pp	
Housing	1.9%	2.0%	+0.1pp	
Mental Health	1.2%	1.5%	+0.3pp	
Probation	1.9%	2.4%	+0.5pp	
Voluntary Sector	3.2%	3.3%	+0.1pp	
Substance abuse	0.5%	0.6%	+0.1pp	
Adult Social Care	0.9%	1.0%	+0.1pp	
Mash	0.4%	0.6%	+0.2pp	
Other	4.7%	4.7%	0.0pp	