

# Marac data – Key findings

## January 2024 - December 2024

### About the data

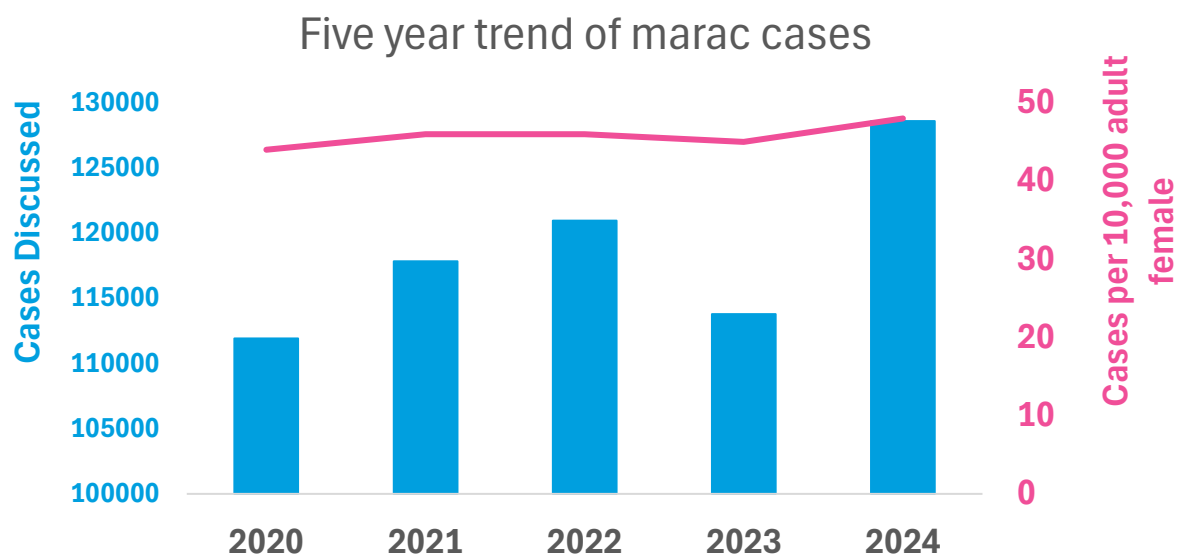
A Multi-Agency Risk Assessment Conference (Marac) is a meeting where information is shared on the highest risk domestic abuse cases between representatives of local police, health, child protection, adult social care, housing practitioners, Independent Domestic Violence Advisors (Idvas - Idaas in Scotland), probation and other specialists from the statutory and voluntary sectors. Data is collected from all Maracs in England, Wales, Northern Ireland, and Scotland. It is collected at meeting level which means we have information about the cohort of cases discussed at each meeting but not data on individual cases. The data presented here represents cases heard at 283 Maracs between 1<sup>st</sup> January 2024 and 31<sup>st</sup> December 2024. An annual summary of Marac data by Police Force Area in England and Wales is available on our [website](#).

The 12-month figures below are based on the published data at the time. Sometimes Maracs fail to send us their data for a quarter, in which case we use their last quarter's data as a proxy. If a Marac does not send us data for two quarters in a row, then they are removed from the dataset. Occasionally, Maracs make corrections to the data after it is published; these corrections are not represented in this dataset.

One of the ways in which we publish the data is as an annual number of cases per 10,000 adult (16+) women. We produce this figure by dividing the number of cases (including repeats) by the adult women population covered by the Marac, as based on the 2021 census in England and Wales Maracs, and multiplying that figure by 10,000. This is a change to previous quarters where the population data was drawn from the 2011 census. There are sometimes differences in which Maracs are included in the dataset each year, for instance a Marac may not be able to send us their data one quarter. Therefore, when looking at trends in cases, it is sometimes more accurate to use the 'cases per 10,000' figure, instead of the number of cases, as it takes into account Maracs not included by removing their population figures from the calculation. When looking at trends in the 'cases per 10,000' figure over time, population changes between the 2011 census and the 2021 census in England and Wales need to be considered. Some areas covered by Maracs have seen big increases in population since the 2011 census, while others have seen a decrease or little overall change in population size. As a result, some Maracs have seen changes to their 'cases per 10,000' figure this quarter that result from population change rather than a change in the number of cases discussed at that Marac.

Please note that 'number of cases' includes repeats, therefore **cases do not represent the total number of individuals** as a person may be referred into Marac more than once and would be counted as more than one case.

### What trends are we seeing in Maracs across the UK?



**The average number of cases is greatly above our expected rate:**

In the 12 months to December 2024, 283 Maracs discussed 128,596 cases (includes repeats), **which is a 3% increase<sup>1</sup> from the same time period the previous year**, but a **15% increase compared to the same time period five years ago (2020)<sup>2</sup>**. The total number of cases discussed per 10,000 adult women is 48, up from 45 the previous year and up from 44 five years ago. This is above the rate of cases SafeLives expect to see (40 cases per 10,000) based on our estimate of the prevalence of high-risk domestic abuse. However, this figure is an average, with some Maracs seeing much lower and some much higher rates.

**The rate of repeat cases is slightly lower than this time last year:**

Domestic abuse is a pattern of behaviour, and as such cases are often referred to Marac more than once. For an established Marac the expected percentage of repeat cases would be in the range of 28-40%. The UK-wide repeat rate is currently 30%, down from 32% this time last year.

**The rate of police referrals is slightly higher than this time last year:**

In the 12 months to December 2024, 64% of Marac referrals were made by the police, which is an increase from last year (63%). Expected figures are between 60-75%. A full breakdown of the changes in the last 12 months for all referral agencies can be found below in Table 3.

**There is a slight increase in the percentage of victims recorded as having a disability:**

The proportion of cases involving victims with a disability in the 12 months to December 2024 was 10.3%, compared to 9.7% in 2023. However, this remains lower than the estimated population of 23%, based on the Family Resources Survey 2021-2022, which identifies that around 1 in 4 of the working age population (16-64 years) is disabled. More information about the need to improve the response to disabled survivors of abuse can be found in our 'Spotlight' on disabled victims in 2016<sup>3</sup> or through Stay Safe East and SignHealth.

**The percentage of cases where the victim is Black, Asian or racially minoritised has increased:**

The proportion of cases where the victim is Black, Asian or racially minoritised in the 12 months to December 2024 was 15.6%, compared to 15.3% in 2023. This remains lower than the national population rate of 22.7%. We know that some Maracs have not been accurately recording data for the Black, Asian, and racially minoritised population, as they are transitioning from using specific categories

<sup>1</sup> This figure is calculated using updated raw data, so does not reflect the change in cases discussed in the publish dataset. Some Maracs update their data following publication, this figure takes into account those changes.








<sup>2</sup> Since 2019, the number of Maracs in Scotland submitting data has increased by more than 50% and we now have data for all of Scotland.

<sup>3</sup> <https://safelives.org.uk/knowledge-hub/spotlights/spotlight-2-disabled-people-and-domestic-abuse>

for the Black and Asian racially minoritised population to new categories, such as victims from the Asian or Asian British ethnic group. We are actively working to address this issue to ensure more accurate recording for the overall measure in the next published data.








**Table 1: Changes in the last 12 months: volume of cases**

Table 1 below shows changes in key indicators in the last 12 months, comparing the time periods January 2024 to December 2024 and January 2023 to December 2023. All percentage changes are displayed as a change in percentage points (pp).

	Number of Maracs	No. of Cases	No. of Repeats	No. of Children	Cases per 10,000	% Repeats	% Police Referrals
January 2024 to December 2024	283	128,596	38,432	156,441	48	30%	64%
Change in last 12 months							
	+9	+14,799	+2,142	+11,378	+3	-2.00pp	+1.10pp
Recommendation	-	-	-	-	40	28-40%	60-75%

**Table 2: Changes in the last 12 months: 'hidden' victims or those with unmet need**

Table 2 below shows changes in key indicators in the last 12 months, comparing the time periods January 2024 to December 2024 and January 2023 to December 2023. All percentage changes are displayed as a change in percentage points (pp).

	% Black, Asian and racially minoritised people	% LGBT+	% Disability	% Males	Victims aged 16-17	% Victims aged 16-17	Number harming others aged 17 or below
January 2024 to December 2024	15.60%	1.60%	10.30%	6.50%	1,698	1.30%	1,498
Change in last 12 months							
	+0.30pp	+0.00pp	+0.60pp	+0.10pp	+274	+0.00pp	+327
Recommendation	16.90%	2.5%-5.8%	19%	5-10%	-	-	-

**Table 3: Changes in the last 12 months: referral agencies**

Referral agency	January 2023 to December 2023	January 2024 to December 2024	Change in last 12 months	Direction of change
Police	63.30%	64.10%	+0.80pp	↑
Idva/Idaa	12.70%	12.50%	-0.20pp	↓
Children's Social Care	2.80%	2.80%	+0.00pp	↔
Primary Care	2.30%	2.60%	+0.30pp	↑
Secondary Care/ Acute trust	2.70%	2.60%	-0.10pp	↓
Education	0.20%	0.10%	-0.10pp	↓
Housing	2.00%	1.80%	-0.20pp	↓
Mental Health	1.50%	1.70%	+0.20pp	↑
Probation	2.50%	2.40%	-0.10pp	↓
Voluntary Sector	3.30%	2.70%	-0.60pp	↓
Substance abuse	0.60%	0.70%	+0.10pp	↑
Adult Social Care	0.90%	1.10%	+0.20pp	↑
Mash	0.70%	0.40%	-0.30pp	↓
Other	4.60%	4.40%	-0.20pp	↓